


## Additive manufacturing with ORMOCER®s

### Basic ORMOCER® properties and advantages

High-class characteristics profiles adapted to application due to the intrinsic potential of medical relevant ORMOCER® systems



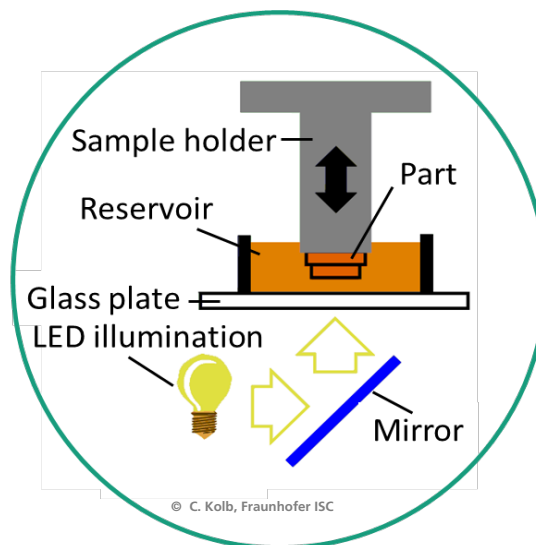
© Fraunhofer ISC

- Biocompatible | monomer-free
- Adjustable Young's modulus
- Low polymerization shrinkage
- High abrasion resistance
- Degradable versions possible
- Specific functionalities on request

Further information: see data sheet *ORMOCER®-based (nano-)hybrid composites as (in)direct restorative materials*

### Digital Light Processing printing technique


- LED illumination:  
 $\lambda = 382 \text{ nm}$
- Lateral resolution:  
 $\approx 19 \mu\text{m}$
- Slice thickness:  
 $\approx 10 \mu\text{m} - 100 \mu\text{m}$
- Building frame:  
 $\approx 40 \text{ mm} \times 73 \text{ mm}$
- Max. part height:  
 $\approx 110 \text{ mm}$
- Building time:  
Depending on the slice thickness and height of the part, independent of complexity and number of parts



For further information please contact:  
Carina Kolb | carina.kolb@isc.fraunhofer.de  
Phone +49 931 4100-511  
Jeannette Hoffmann | jeannette.hoffmann@isc.fraunhofer.de  
Phone +49 931 4100-560

Fraunhofer Institute for  
Silicate Research ISC  
Neunerplatz 2  
97082 Würzburg  
Germany

## DLP printing process of complex structures



© Fraunhofer ISC


## Advantages of technique

- Realization of complex geometries
  - Individualization | flexibility
  - Parallel | simultaneous curing of layers  
→ Time saving
  - Compared to milling | cutting processes  
→ Material saving
  - No milling tools | no casting molds
  - Multi object capability (several different objects in one run producible)
- } Cost reduction

## Fields of application

- Individual parts
- Small-scale series production
- Prototypes  
→ e.g. for life sciences like medical and dental sector

## Examples



© Fraunhofer ISC